






This week, we will be producing specific Christmas Art as well as taking part in our usual curriculum learning. Here are some ideas you could try at home:

Idea	Learning Objective	What I will need	Links to help me
<p data-bbox="190 517 504 560">Christmas Trees</p> 	<p data-bbox="611 517 808 970">To combine colours, tones and tints to create a specific mood.</p>	<p data-bbox="842 517 1106 1145">Paint or oil pastels but could use pens/colouring pencils. Paint brushes and water if using paints. Any colouring materials.</p> <p data-bbox="842 1225 958 1268">Paper</p> <p data-bbox="842 1342 1059 1385">Gold pen if</p>	<p data-bbox="1133 517 2033 619">https://www.youtube.com/watch?v=7CkFI0zcPOM</p> <p data-bbox="1133 692 2033 794">https://www.youtube.com/watch?v=V7NjPX4EMo0</p>

		<p>you have one.</p>	
<p>Christmas Snowflakes</p>	<p>To use brush technique to create tone and</p>	<p>Paper Paint (could use watercolours or normal</p>	<p>For your background- use these videos to decide what technique you could use: https://www.youtube.com/watch?v=xSsdnC896pU</p>

	<p>texture.</p>	<p>paint), brushes, water. Could use pencils or pens- any colouring material for the background if you don't have paint.</p>	<p>https://www.youtube.com/watch?v=M7eCgNYUvxc</p> 
<p>Christmas Baubles</p>	<p>To show life like</p>	<p>Paper Pencil</p>	<p>This video is about perspective and could help you:</p>



qualities
and real
proportion.

Colours-
could use
pastels,
paints ,water
colour
pencils.

Could use
colouring
pencils if you
don't have
the above.

https://www.youtube.com/watch?v=sMPFe2U5_gg

Use this video to help you shade light and form:

<https://www.youtube.com/watch?v=bsSveswnQik>

