




This week, we will be producing Christmas crafts as well as taking part in our usual curriculum learning. Here are some ideas you could try at home:


Idea	Learning Objective	What I will need	Links to help me
	<p>I can use a range of materials to create a Christmas card.</p>	<p>Paper or card Scissors Glue Any arts and crafts decorations you have (e.g. glitter)</p>	<p>https://www.youtube.com/watch?v=8NsxFZPTdBg&app=desktop</p>
	<p>I can draw</p>	<p>Paper</p>	<p>http://artventurous.blogspot.com/201</p>

	<p>a reindeer portrait.</p>	<p>Pencil Coloured pencils, felt tips or paint</p>	<p>2/12/reindeer-portraits.html https://www.youtube.com/watch?v=haMi5SBtSX8</p>
	<p>I can use Pointillism to create a winter scene.</p>	<p>Paper Paint Cotton buds</p>	<p>This video shows you how to use the Pointillism technique. You could even have a go at decorating some Christmas gift bags as shown in the video! https://www.youtube.com/watch?v=aHkXM0fPRxk</p>



Remote Education Curriculum
Year 3
Christmas Arts and Crafts



			
---	--	--	--