




Remote Education Curriculum  
Year 4  
Autumn Term

Monday


Time and Subject	Learning Objective	Task/Link/Resources
8.45-9.00 Reading	LO: To practise and consolidate existing reading skills.	Read your individual reading book, either in your head or out loud.
9.00-9.15 Morning Maths	LO: To consolidate recall of number facts.  Revision LO: To find right angles in shapes.	Complete today's Beat That- scroll down below today's timetable to find the questions. Remember, it is the same one every day for a week. Can you beat your own score?  Morning Maths: In Morning Maths today, you are going to revise your knowledge of measuring mass. Click the link below, choose <b>Summer Term Week 9</b> and select the video <b>Lesson 1 Right angles in shapes:</b>  <a href="https://whiterosemaths.com/homelearning/summer-archive/year-3/">https://whiterosemaths.com/homelearning/summer-archive/year-3/</a>
9.15-9.45 Spelling	LO: To practise Unit Six RWI spelling words.	This week, we are going to practise using eigh, ei and ey to spell words with the ay sound. Watch this video to help you to learn this spelling rule:  <a href="https://www.youtube.com/watch?v=l2u8bHskJVw&amp;list=PLN4VQN3krijtRrEk5tbib0t1wSxG-GWJIn">https://www.youtube.com/watch?v=l2u8bHskJVw&amp;list=PLN4VQN3krijtRrEk5tbib0t1wSxG-GWJIn</a>  <b>12. Word Search</b>  Create your own word search with your spellings. Show the answers to your puzzle in a different colour.    <b>Use Word Search to practise spelling this week's words:</b>  ate, eight, eighteen, eighty, freight, grey, neigh, neighbour, obey, prey, reign, sleigh, slay, they, weigh, veil, vein, way.
9.45-10.00 Active break	LO: To boost my concentration through movement.	Join in with the Go Noodle clip below to get you moving!  <a href="https://www.youtube.com/watch?v=GCTg3Q70pzM">https://www.youtube.com/watch?v=GCTg3Q70pzM</a>



Remote Education Curriculum  
Year 4  
Autumn Term

<p>10.00-11.00 English</p>	<p>SPaG LO: To use conjunctions to express time.</p> <p>LO: To explore the functions of fronted adverbials.</p>	<p>For today's SPaG Daily Practice, have a go at the question below. Use this to refresh your memory:</p> <p style="text-align: center;"><b>Time conjunctions tell us when something is happening.</b></p> <div style="border: 1px solid black; padding: 5px; margin: 10px auto; width: fit-content;"> <p><b>Before</b> she plays netball, Kate always does a warm-up.</p> </div> <p><b>1b. Underline the time conjunction in the sentence below.</b></p> <p style="text-align: center;"><b>We have our maths lesson after we have our assembly.</b></p> <p>Follow the link below to have a go at today's English lesson:</p> <p style="text-align: center;"><a href="https://classroom.thenational.academy/lessons/to-explore-the-functions-of-fronted-adverbials-60u68e">https://classroom.thenational.academy/lessons/to-explore-the-functions-of-fronted-adverbials-60u68e</a></p>
<p><b>11.00- 11.15</b> <b>Break</b></p>		
<p>11.15-12.15 Maths</p>	<p>LO: To practise my recall of the 7 times table.</p> <p>LO: To understand that area is a measure of a surface and is measured in square units.</p>	<p>Follow the link below to practise the 7 times table and get moving!</p> <p style="text-align: center;"><a href="https://www.bbc.co.uk/teach/superheroes/ks2-maths-the-7-times-table-with-moonbeam/zjp8y9q">https://www.bbc.co.uk/teach/superheroes/ks2-maths-the-7-times-table-with-moonbeam/zjp8y9q</a></p> <p>Follow the link below to have a go at today's maths lesson:</p> <p style="text-align: center;"><a href="https://classroom.thenational.academy/lessons/understand-that-area-is-a-measure-of-surface-and-is-measured-in-square-units-part-1-ccwk2c">https://classroom.thenational.academy/lessons/understand-that-area-is-a-measure-of-surface-and-is-measured-in-square-units-part-1-ccwk2c</a></p>
<p><b>12.15-1.00</b> <b>Dinner</b></p>		
<p>1.00-1.15 Storytime</p>	<p>LO: To listen to a story for pleasure.</p>	<p>Listen to <b>Chapter 40</b> of The Green Ember.</p> <p style="text-align: center;"><a href="https://stories.audible.com/pdp/B00T50R42I?ref=adbl_ent_anon_ds_pdp_plc">https://stories.audible.com/pdp/B00T50R42I?ref=adbl_ent_anon_ds_pdp_plc</a></p>

Remote Education Curriculum  
Year 4  
Autumn Term

<p>1.15-2.30 Topic- Computing (online safety)</p>	<p>LO: To understand who you should tell if you are worried about something online.</p>	<p style="text-align: center;">Follow the link to watch the video for today's lesson:</p> <p style="text-align: center;"><a href="https://www.childnet.com/resources/the-adventures-of-kara-winston-and-the-smart-crew/chapter4">https://www.childnet.com/resources/the-adventures-of-kara-winston-and-the-smart-crew/chapter4</a></p> <p style="text-align: center;"><b>* You receive a message saying something mean about someone you know. What would you do?</b></p> <p style="text-align: center;">Draw the outline of your hand. On each finger, write a person who could give you a helping hand if you are worried about something online.</p> <div style="text-align: center;">  </div>
<p>2.30-3.00 Music</p>	<p>LO: To develop beatboxing skills further.</p>	<p style="text-align: center;">Follow the link below to have a go at today's lesson:</p> <p style="text-align: center;"><a href="https://classroom.thenational.academy/lessons/developing-beatboxing-c8v30c">https://classroom.thenational.academy/lessons/developing-beatboxing-c8v30c</a></p>

Beat That!

Remote Education Curriculum  
Year 4  
Autumn Term

Name:

Year 3 - 60 seconds

**BIG MATHS...** ★  
★ **BEAT THAT!**

My 'Beat That' score was...

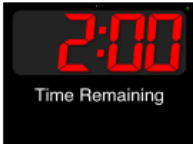
~~24~~

$7 \times 3 =$	$2 \times 4 =$	$3 \times 3 =$
$9 \times 9 =$	$7 \times 9 =$	$7 \times 4 =$
$8 \times 4 =$	$3 \times 4 =$	$2 \times 3 =$
$9 \times 3 =$	$5 \times 3 =$	$9 \times 4 =$
$4 \times 9 =$	$8 \times 9 =$	$4 \times 3 =$
$6 \times 9 =$	$3 \times 9 =$	$6 \times 4 =$
$8 \times 3 =$	$5 \times 4 =$	$6 \times 3 =$
$2 \times 9 =$	$4 \times 4 =$	$5 \times 9 =$

Y3  
1

Remote Education Curriculum  
Year 4  
Autumn Term

Tuesday

Time and Subject	Learning Objective	Task/Link/Resources
8.45-9.00 Reading	L.O: To practise and consolidate existing reading skills.	Read your individual reading book, either in your head or out loud.
9.00-9.15 Morning Maths	LO: To consolidate recall of number facts.  Revision LO: To compare angles.	Complete today's Beat That- scroll down below today's timetable to find the questions. Remember, it is the same one every day for a week. Can you beat your own score?  Morning Maths: In Morning Maths today, you are going to revise your knowledge of comparing angles. Click the link below, choose <b>Summer Term Week 9</b> and select the video <b>Lesson 2 Compare angles</b> :  <a href="https://whiterosemaths.com/homelearning/summer-archive/year-3/">https://whiterosemaths.com/homelearning/summer-archive/year-3/</a>
9.15-9.45 Spelling	LO: To practise Unit Six RWI spelling words.	This week, we are going to practise using eigh, ei and ey to spell words with the ay sound.  <b>26. Writing Race</b>  Set a timer for 2 minutes. See how many times you can write each word perfectly during that time.    <b>Use Writing Race to practise spelling this week's words:</b>  ate, eight, eighteen, eighty, freight, grey, neigh, neighbour, obey, prey, reign, sleigh, slay, they, weigh, veil, vein, way.
9.45-10.00 Active break	L.O: To boost my concentration through movement.	Join in with the Go Noodle clip below to get you moving!  <a href="https://www.youtube.com/watch?v=k5iElPhl4W4">https://www.youtube.com/watch?v=k5iElPhl4W4</a>
10.00-11.00 English	SPaG LO: To use conjunction to express time.	For today's SPaG Daily Practice, have a go at the question below. Use this to refresh your memory:



	<p>LO: To write an explanation text.</p>	<p>Time conjunctions tell us when something is happening.</p> <div style="border: 1px solid black; padding: 5px; margin: 10px 0;"> <p>Before she plays netball, Kate always does a warm-up.</p> </div> <p><b>3a. Which sentence uses a time conjunction correctly?</b></p> <p><b>A) I eat my evening meal when I help to cook the food.</b></p> <p><b>B) I brush my teeth after I eat my breakfast.</b></p> <p>Follow the link below to have a go at today's English lesson:</p> <p><a href="https://classroom.thenational.academy/lessons/to-write-an-explanation-text-part-1-6mwk8d">https://classroom.thenational.academy/lessons/to-write-an-explanation-text-part-1-6mwk8d</a></p>
<p><b>11.00- 11.15</b> <b>Break</b></p>		
<p>11.15-12.15 Maths</p>	<p>LO: To practise my recall of the 7 times table.</p> <p>LO: To understand that area is a measure of surface and is measured in square units.</p>	<p>Follow the link below to practise the 7 times table:</p> <p><a href="https://www.timestables.co.uk/7-times-table.html">https://www.timestables.co.uk/7-times-table.html</a></p> <p>Follow the link below to have a go at today's maths lesson:</p> <p><a href="https://classroom.thenational.academy/lessons/understand-that-area-is-a-measure-of-surface-and-is-measured-in-square-units-part-2-6xj3cc">https://classroom.thenational.academy/lessons/understand-that-area-is-a-measure-of-surface-and-is-measured-in-square-units-part-2-6xj3cc</a></p>
<p><b>12.15-1.00</b> <b>Dinner</b></p>		
<p>1.00-1.15 Storytime</p>	<p>LO: To listen to a story for pleasure.</p>	<p>Listen to <b>Chapter 41</b> of The Green Ember.</p> <p><a href="https://stories.audible.com/pdp/B00T50R42I?ref=adbl_ent_anon_ds_dp_plc">https://stories.audible.com/pdp/B00T50R42I?ref=adbl_ent_anon_ds_dp_plc</a></p>

Remote Education Curriculum  
Year 4  
Autumn Term

1.15-2.30 Topic- Computing (online Safety)	LO: To apply my knowledge of online safety.	Use the knowledge of online safety you have built to create a recipe for making the internet a better place. You can find a template you can use for this below today's timetable, or you could create your own!
2.30-3.00 French	LO: To learn how to say what the weather is like in French.	Follow the link below to learn today's vocabulary:  <a href="https://www.youtube.com/watch?v=G8iBwQUvY-E">https://www.youtube.com/watch?v=G8iBwQUvY-E</a>

**Beat That!**

Name:

*My 'Beat That' score was...*

**BIG MATHS...** ★

★ **BEAT THAT!**

Year 3 - 60 seconds

24

$7 \times 3 =$	$2 \times 4 =$	$3 \times 3 =$
$9 \times 9 =$	$7 \times 9 =$	$7 \times 4 =$
$8 \times 4 =$	$3 \times 4 =$	$2 \times 3 =$
$9 \times 3 =$	$5 \times 3 =$	$9 \times 4 =$
$4 \times 9 =$	$8 \times 9 =$	$4 \times 3 =$
$6 \times 9 =$	$3 \times 9 =$	$6 \times 4 =$
$8 \times 3 =$	$5 \times 4 =$	$6 \times 3 =$
$2 \times 9 =$	$4 \times 4 =$	$5 \times 9 =$

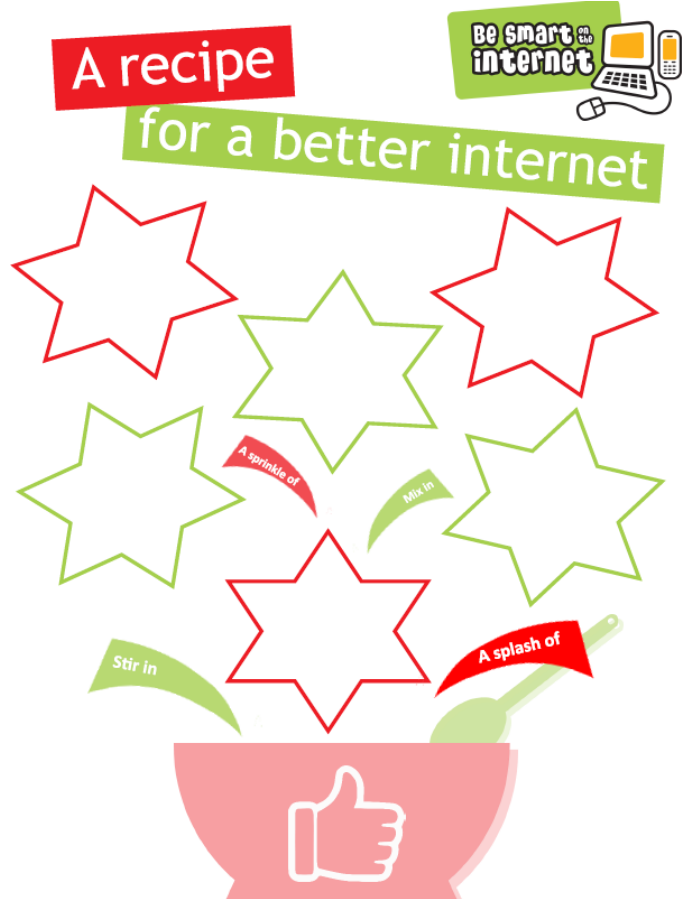
Y3  
1



Remote Education Curriculum  
Year 4  
Autumn Term



Online Safety Recipe Template







Remote Education Curriculum  
Year 4  
Autumn Term

Wednesday

Time and Subject	Learning Objective	Task/Link/Resources
8.45-9.00 Reading	L.O: To practise and consolidate existing reading skills.	Read your individual reading book, either in your head or out loud.
9.00-9.15 Morning Maths	LO: To consolidate recall of number facts.  Revision LO: To explore horizontal and vertical lines.	Complete today's Beat That- scroll down below today's timetable to find the questions. Remember, it is the same one every day for a week. Can you beat your own score?  Morning Maths: In Morning Maths today, you are going to revise your knowledge of measuring mass. Click the link below, choose <b>Summer Term Week 9</b> and select the video <b>Lesson3 Horizontal and vertical:</b> <a href="https://whiterosemaths.com/homelearning/summer-archive/year-3/">https://whiterosemaths.com/homelearning/summer-archive/year-3/</a>
9.15-9.45 Spelling	LO: To practise Unit Six RWI spelling words.	This week, we are going to practise using eigh, ei and ey to spell words with the ay sound.  <b>32. Backwards Words</b>  Write your spelling words forwards and then backwards. Remember to write neatly!  <b>BACKWARDS</b>  <b>Use Backwards Words to practise spelling this week's words:</b>  ate, eight, eighteen, eighty, freight, grey, neigh, neighbour, obey, prey, reign, sleigh, slay, they, weigh, veil, vein, way.
9.45-10.00 Active break	LO: To boost my concentration through movement.	Join in with the Go Noodle clip below to get you moving!  <a href="https://www.youtube.com/watch?v=etYhiq9hM8A">https://www.youtube.com/watch?v=etYhiq9hM8A</a>
10.00-11.00 English	SPaG LO: To use conjunctions to express time	For today's SPaG Daily Practice, have a go at the question below. Use this to refresh your memory:  <b>Time conjunctions tell us when something is happening.</b>  <b>Before</b> she plays netball, Kate always does a warm-up.



Remote Education Curriculum  
Year 4  
Autumn Term

	<p>LO: To write an explanation text.</p>	<p><b>6b. Add the correct time conjunction to the sentence below.</b></p> <p><b>Always clean your football boots properly _____ you have played in a match.</b></p> <p style="text-align: center;"> <input type="button" value="before"/> <input type="button" value="while"/> <input type="button" value="after"/> </p> <p style="text-align: center;">^</p> <p>Follow the link below to have a go at today's English lesson:</p> <p style="text-align: center;"><a href="https://classroom.thenational.academy/lessons/to-write-an-explanation-text-part-2-74r3cr">https://classroom.thenational.academy/lessons/to-write-an-explanation-text-part-2-74r3cr</a></p>
<p><b>11.00- 11.15</b> <b>Break</b></p>		
<p>11.15-12.15 Maths</p>	<p>LO: To practise my recall of the 7 times table.</p> <p>LO: To calculate and compare the area of rectangles using square centimetres.</p>	<p>Follow the link below to practise the 7 times table and get moving!</p> <p style="text-align: center;"><a href="https://www.youtube.com/watch?v=psDIXscv2G0">https://www.youtube.com/watch?v=psDIXscv2G0</a></p> <p>Follow the link below to have a go at today's maths lesson:</p> <p style="text-align: center;"><a href="https://classroom.thenational.academy/lessons/calculate-and-compare-the-area-of-rectangles-using-square-centimetres-cm-69h6cd">https://classroom.thenational.academy/lessons/calculate-and-compare-the-area-of-rectangles-using-square-centimetres-cm-69h6cd</a></p>
<p><b>12.15-1.00</b> <b>Dinner</b></p>		
<p>1.00-1.15 Storytime</p>	<p>LO: To listen to a story for pleasure.</p>	<p>Listen to <b>Chapter 42</b> of The Green Ember.</p> <p style="text-align: center;"><a href="https://stories.audible.com/pdp/B00T50R42I?ref=adbl_ent_anon_ds_pdp_plc">https://stories.audible.com/pdp/B00T50R42I?ref=adbl_ent_anon_ds_pdp_plc</a></p>

Remote Education Curriculum  
Year 4  
Autumn Term

Thursday		To	Follow the link to have a go at today's lesson:
7.30-8.00 Topic- Subject	Learning Objective information	<b>Task/Link/Resources</b> <a href="https://www.childnet.com/resources/the-adventures-of-kara-winston-and-the-smart-crew/chapter3">https://www.childnet.com/resources/the-adventures-of-kara-winston-and-the-smart-crew/chapter3</a>	
ing (online safety)	you should keep private and safe online.	* You have been chatting to someone in an online game for some time but now they want to know your real name and where you go to school. <b>What would you do?</b>	
2.30-3.00 RHE	LO: To identify safety signs found outside and identify their importance.	Follow the link to have a go at today's lesson: <a href="https://classroom.thenational.academy/lessons/rules-rule-6rrpcc">https://classroom.thenational.academy/lessons/rules-rule-6rrpcc</a>	

Beat That!

Name:

My 'Beat That' score was...

**BIG MATHS... BEAT THAT!**

Year 3 - 60 seconds

24

$7 \times 3 =$	$2 \times 4 =$	$3 \times 3 =$
$9 \times 9 =$	$7 \times 9 =$	$7 \times 4 =$
$8 \times 4 =$	$3 \times 4 =$	$2 \times 3 =$
$9 \times 3 =$	$5 \times 3 =$	$9 \times 4 =$
$4 \times 9 =$	$8 \times 9 =$	$4 \times 3 =$
$6 \times 9 =$	$3 \times 9 =$	$6 \times 4 =$
$8 \times 3 =$	$5 \times 4 =$	$6 \times 3 =$
$2 \times 9 =$	$4 \times 4 =$	$5 \times 9 =$

Y3  
1



Remote Education Curriculum  
Year 4  
Autumn Term

8.45-9.00 Reading	LO: To practise and consolidate existing reading skills.	Read your individual reading book, either in your head or out loud.
9.00-9.15 Morning Maths	LO: To consolidate recall of number facts.  Revision LO: To explore parallel and perpendicular lines.	Complete today's Beat That- scroll down below today's timetable to find the questions. Remember, it is the same one every day for a week. Can you beat your own score?  Morning Maths: In Morning Maths today, you are going to revise your knowledge of parallel and perpendicular lines. Click the link below, choose <b>Summer Term Week 9</b> and select the video <b>Lesson 4 Parallel and perpendicular</b> :  <a href="https://whiterosemaths.com/homelearning/summer-archive/year-3/">https://whiterosemaths.com/homelearning/summer-archive/year-3/</a>
9.15-9.45 Spelling	LO: To practise Unit Six RWI spelling words.	This week, we are going to practise using eigh, ei and ey to spell words with the ay sound.  <b>4. Vowel Spotlight</b>  Write your words using one colour for the vowels and another colour for the consonants. <b>(vowels: a, e, i, o, u)</b>  <b>Use Vowel Spotlight to practise spelling this week's words:</b>  ate, eight, eighteen, eighty, freight, grey, neigh, neighbour, obey, prey, reign, sleigh, slay, they, weigh, veil, vein, way.
9.45-10.00 Active break	LO: To boost my concentration through movement.	Join in with the Go Noodle clip below to get you moving!  <a href="https://www.youtube.com/watch?v=VacjoZA0Jvs">https://www.youtube.com/watch?v=VacjoZA0Jvs</a>
10.00-11.00 English	SPaG LO: To use conjunctions to express time.	For today's SPaG Daily Practice, have a go at the question below. Use this to refresh your memory:



Remote Education Curriculum  
Year 4  
Autumn Term

	<p>LO: To write the closing paragraph of an explanation text.</p>	<p>Time conjunctions tell us when something is happening.</p> <p><b>Before</b> she plays netball, Kate always does a warm-up.</p> <p><b>7a. Which sentence uses a time conjunction correctly?</b></p> <p><b>A) You must finish all of your main course before you can order a pudding.</b></p> <p><b>B) Always remember to put shampoo on your hair after you have had your shower.</b></p> <p>Follow the link below to have a go at today's English lesson:</p> <p><a href="https://classroom.thenational.academy/lessons/to-write-the-closing-paragraph-of-an-explanation-text-65jp4d">https://classroom.thenational.academy/lessons/to-write-the-closing-paragraph-of-an-explanation-text-65jp4d</a></p>
<p><b>11.00- 11.15</b> <b>Break</b></p>		
<p>11.15-12.15 Maths</p>	<p>LO: To practise my recall of the 7 times table.</p> <p>LO: To calculate and compare the area of rectangles using square metres.</p>	<p>Follow the link below to practise the 7 times table:</p> <p><a href="http://www.snappymaths.com/multdiv/7xtable/interactive/newlook/7xtablebtcd.htm">http://www.snappymaths.com/multdiv/7xtable/interactive/newlook/7xtablebtcd.htm</a></p> <p>Follow the link below to have a go at today's lesson:</p> <p><a href="https://classroom.thenational.academy/lessons/calculate-and-compare-the-area-of-rectangles-using-square-metres-m-c9j64t">https://classroom.thenational.academy/lessons/calculate-and-compare-the-area-of-rectangles-using-square-metres-m-c9j64t</a></p>
<p><b>12.15-1.00</b> <b>Dinner</b></p>		
<p>1.00-1.15 Storytime</p>	<p>LO: To listen to a story for pleasure.</p>	<p>Listen to <b>Chapter 43</b> of The Green Ember.</p> <p><a href="https://stories.audible.com/pdp/B00T50R42I?ref=adbl_ent_anon_ds_pdp_plc">https://stories.audible.com/pdp/B00T50R42I?ref=adbl_ent_anon_ds_pdp_plc</a></p>

Remote Education Curriculum  
Year 4  
Autumn Term

Friday		
Time and	Learning Objective	Task/Link/Resources
1.15	LO: To	Follow the link below to have a go at this workout:
3.00-3.05 PE Reading	develop fitness practise and consolidate	Read your individual reading book, either in your head or out loud. <a href="https://www.youtube.com/watch?v=4MBrcun0YdQ">https://www.youtube.com/watch?v=4MBrcun0YdQ</a>


**Beat That!**

Name:

Year 3 - 60 seconds

**BIG MATHS...  
BEAT THAT!**


My 'Beat That' score was...



7x3=	2x4=	3x3=
9x9=	7x9=	7x4=
8x4=	3x4=	2x3=
9x3=	5x3=	9x4=
4x9=	8x9=	4x3=
6x9=	3x9=	6x4=
8x3=	5x4=	6x3=
2x9=	4x4=	5x9=

Y3  
1

Remote Education Curriculum  
Year 4  
Autumn Term

	existing reading skills.	
9.00-9.15 Morning Maths	<p>LO: To consolidate recall of number facts.</p> <p>Revision LO: To draw accurately.</p>	<p>Complete today's Beat That- scroll down below today's timetable to find the questions. Remember, it is the same one every day for a week. Can you beat your own score?</p> <p>Morning Maths: In Morning Maths today, you are going to revise drawing accurately. Click the link below, choose <b>Summer Term Week 10</b> and select the video <b>Lesson 1 Draw accurately</b>:</p> <p><a href="https://whiterosemaths.com/homelearning/summer-archive/year-3/">https://whiterosemaths.com/homelearning/summer-archive/year-3/</a></p>
9.15-9.45 Spelling	<p>LO: To practise Unit Six RWI spelling words.</p>	<p>This week, we are going to practise using eigh, ei and ey to spell words with the ay sound.</p> <p style="text-align: center;"><b>18. Bubble Letters</b></p> <div style="text-align: center;">  </div> <p style="text-align: center;"><b>Use Bubble Letters to practise spelling this week's words:</b></p> <p style="text-align: center;">ate, eight, eighteen, eighty, freight, grey, neigh, neighbour, obey, prey, reign, sleigh, slay, they, weigh, veil, vein, way.</p> <p style="text-align: center;"><u>Spelling Test:</u></p> <p>Scroll down below today's timetable to use the look, cover, write, check sheet to help you to test yourself on this week's words.</p>
9.45-10.00 Active break	<p>L.O: To boost my concentration through movement.</p>	<p>Join in with the Go Noodle clip to get you moving!</p> <p><a href="https://www.youtube.com/watch?v=58B4TVE-dT8">https://www.youtube.com/watch?v=58B4TVE-dT8</a></p>
10.00-11.00 English	<p>SPaG LO: To use time conjunctions to express time.</p>	<p>For today's SPaG Daily Practice, have a go at the question below. Use this to refresh your memory:</p> <p style="text-align: center;"><b>Time conjunctions tell us when something is happening.</b></p> <div style="border: 1px solid black; padding: 5px; text-align: center;"> <p><b>Before</b> she plays netball, Kate always does a warm-up.</p> </div>



Remote Education Curriculum  
Year 4  
Autumn Term

		<p><b>5a. Underline the time conjunction in the sentence below.</b></p> <p><b>You can sharpen your pencils before you start your new piece of writing.</b></p> <p>Follow the link below to have a go at today's lesson:</p> <p><a href="https://www.bbc.co.uk/bitesize/articles/z2gnm39">https://www.bbc.co.uk/bitesize/articles/z2gnm39</a></p>
<p><b>11.00- 11.15</b> <b>Break</b></p>		
11.15-12.15 Maths	<p>LO: To practise my recall of the 7 times table.</p> <p>LO: To investigate the relationship between area and perimeter and use this knowledge to problem solve.</p>	<p>Follow the link below to practise the 7 times table:</p> <p><a href="http://www.snappymaths.com/multdiv/7xtable/interactive/newlook/7xmissintd.htm">http://www.snappymaths.com/multdiv/7xtable/interactive/newlook/7xmissintd.htm</a></p> <p>Follow the link below to have a go at today's lesson:</p> <p><a href="https://classroom.thenational.academy/lessons/investigate-the-relationship-between-area-and-perimeter-and-use-this-knowledge-to-solve-problems-cct3cc">https://classroom.thenational.academy/lessons/investigate-the-relationship-between-area-and-perimeter-and-use-this-knowledge-to-solve-problems-cct3cc</a></p>
<p><b>12.15-1.00</b> <b>Dinner</b></p>		
1.00-1.15 Storytime	LO: To listen to a story for pleasure.	<p>Listen to <b>Chapters 44 and 45</b> of The Green Ember.</p> <p><a href="https://stories.audible.com/pdp/B00T50R42I?ref=adbl_ent_anon_ds_pdp_plc">https://stories.audible.com/pdp/B00T50R42I?ref=adbl_ent_anon_ds_pdp_plc</a></p>



Remote Education Curriculum  
Year 4  
Autumn Term

1.15-3:00 Art	LO: To create winter scenes.	<p>Click the link below to draw or paint your own winter trees and landscape:</p> <p style="text-align: center;"><a href="https://www.youtube.com/watch?v=av4Vd_BdL_0">https://www.youtube.com/watch?v=av4Vd_BdL_0</a></p> <p style="text-align: center;"><a href="https://www.youtube.com/watch?v=LRhcfmBavWQ">https://www.youtube.com/watch?v=LRhcfmBavWQ</a></p>
------------------	------------------------------	---

**Beat That!**

Name:

*My 'Beat That' score was...*

**BIG MATHS...**

**BEAT THAT!**

Year 3 - 60 seconds

24

$7 \times 3 =$	$2 \times 4 =$	$3 \times 3 =$
$9 \times 9 =$	$7 \times 9 =$	$7 \times 4 =$
$8 \times 4 =$	$3 \times 4 =$	$2 \times 3 =$
$9 \times 3 =$	$5 \times 3 =$	$9 \times 4 =$
$4 \times 9 =$	$8 \times 9 =$	$4 \times 3 =$
$6 \times 9 =$	$3 \times 9 =$	$6 \times 4 =$
$8 \times 3 =$	$5 \times 4 =$	$6 \times 3 =$
$2 \times 9 =$	$4 \times 4 =$	$5 \times 9 =$

Y3  
1

